

TM

(((THERMOLOGIC)))

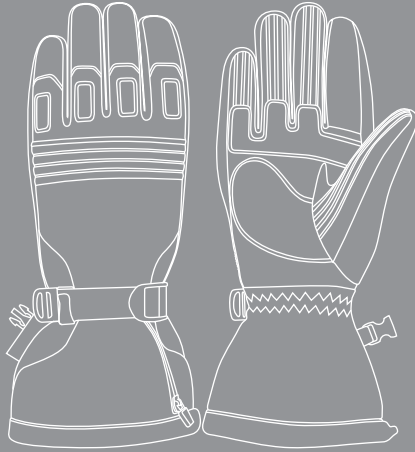
POWERED COLD-WEATHER GEAR

THERMOLOGIC INSTRUCTION MANUAL

HEATED GLOVE USER'S GUIDE

MODEL

T-137 HEATED GLOVE



WWW.THERMOLOGICGEAR.COM

IMPORTANT NOTICE:

Thank you for choosing ThermoLogic™ powered cold weather gear. As with any electrical device, misuse of a ThermoLogic glove or failure to follow instructions may cause overheating, fire or injury to you or your property. Please read glove labels and all instructions before using your ThermoLogic glove. Always keep the batteries out of reach of children.

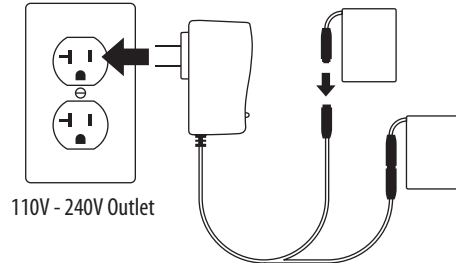
OVERVIEW:

Battery Type	Lithium Ion, 300+ recharging cycles
Battery Capacity	7.4V 1250mAh Lithium Ion
Battery Storage	Store at temperatures between 41°F (5°C) and 86°F (30°C). Ideal storage temperature is 68°-77°F (20°C-25°C)
Heating Method	Electric current pulsed through metal clad polymer fiber filament
Temperature Settings	High - 115°, Medium - 100°, Low - 85°
Heat Times (Estimated)	2.25 hours at High, 3.25 hours at Medium, 4.25 hours at Low
Charger	8.4V 1.5Amp output. 100V-240V Input
Charging Time	3hrs (for 1 battery), 4 hrs (for 2 batteries)

CHARGING THE BATTERIES:

HOW TO CHARGE: Before initial use, fully charge the batteries. The Charger has a split cord so you can charge both batteries at the same time. Batteries can also be charged individually. If you choose to charge only one at a time, do not plug in second unit midway through charging cycle. This can be damaging to the batteries.

NOTE: When the batteries are charging, the light on the charger is red. The light will turn green part way through the charge cycle. Do not unplug prematurely, batteries must charge the full length of time (see Overview) to be fully charged.

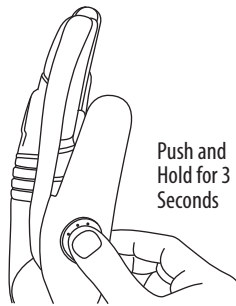
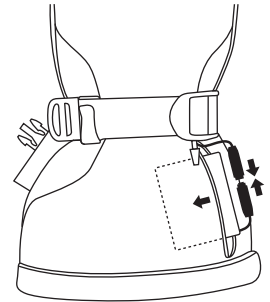


WHEN TO RECHARGE: Fully charge the battery before each use for best performance. The lithium ion battery will naturally discharge itself over time. It is best to charge it within two days of use. It is also recommended to fully charge the batteries before storing them for extended periods of time. Store the batteries in a dry, cool location – temperature no higher than 86°F (30°C).

The lithium ion battery is rated for 300+ recharge cycles before you will need to replace it. Like other rechargeable batteries, these batteries may eventually require replacement. Contact ThermoLogic directly at 877-945-6837 or go to our web site at thermologicgear.com to order additional batteries.

GETTING STARTED

ASSEMBLY: 1) Open the zipper pocket. 2) Locate and gently pull out Glove connector plug. 3) Attach Glove connector plug to the Battery connector socket - push firmly together to connect. 4) Gently insert Battery into zipper pocket. Orient Battery so that the connected plug and socket are parallel to the zipper. 5) Close the zipper pocket.



Push and Hold for 3 Seconds

ACTIVATION: Press and hold the heat control button on back of thumb for 3 seconds. The Low (L) LED light will illuminate green indicating that the unit is on and the temperature is set to Low.

TEMPERATURE ADJUSTMENT: To change the heat setting, momentarily press and release the heat control button. This will toggle between heat settings. The LED light on the battery will switch from L (Low), to M (Medium) to H (High) each time you press and release the HEAT button. LED light will indicate temperature selected.

TO SHUT DOWN: Press and hold the heat control button for 3 seconds. The LED light will turn off. When the battery runs low, the indicator will alternately flash the L, M, H settings. This indicates it is time to recharge the battery. Extra batteries are available at www.thermologicgear.com

TO RECHARGE: Remove battery from zipper pocket and disconnect from glove plug connector. Connect charger cord to battery. Allow battery to fully recharge before resuming use. **Follow instructions listed in "How to Charge."**

NOTE: If the lights flash L, M, H this is a sign that the battery needs to be recharged.

WASH & CARE IMPORTANT!

PREPARING GLOVE FOR WASHING: Remove batteries from glove and close the zipper pocket prior to hand spot washing.

WASHING INSTRUCTIONS:

Do NOT SUBMERGE IN WATER. Gently spot clean with a damp soapy wash cloth. Line Dry. Do NOT machine wash. Do NOT bleach. Do NOT tumble dry. Do NOT iron. Do NOT dry clean. Keep batteries and connector plugs away from water.



WARNINGS AND SAFEGUARDS

HEALTH

If you experience any discomfort while wearing this item, remove it immediately and consult your physician before resuming use. Do not use if you have a pacemaker or defibrillator.

Check with your physician before use if you:

- Have a heart condition
- Have diabetes
- Have circulatory problems
- Have sensitivity to heat
- Are pregnant
- Are under 13 years of age

ADDITIONAL WARNINGS

- Do not submerge ThermoLogic glove in water while wearing.
- Keep battery in waterproof pocket at all times. This ensures safety and reliability when wearing glove in the rain.
- Do not cut, puncture or tear the lining of the ThermoLogic glove. The lining includes the heated filaments which may be damaged and may affect the heating ability of your ThermoLogic glove.
- Keep battery used with your ThermoLogic glove dry at all times. If the battery gets wet, do not turn it on. Allow it to dry completely in a cool, dry space and try activating battery before re-inserting into your glove. Like any electrical item, battery may be damaged if submerged in water.
- Keep all components used with your ThermoLogic glove away from fire and significant sources of heat.
- Store in-doors away from direct heat sources. (See battery storage guidelines in Overview section.)
- Glove and components may not activate if frozen or stored in extreme cold. Should that happen, allow them to thaw and/or warm up before attempting to activate.
- When turned on, this glove may affect compasses or magnetic sensing equipment.
- Your ThermoLogic glove is not intended for use in warm weather. Using your ThermoLogic glove at temperatures above 65°F may place YOU at risk of overheating.
- If you are going to store your ThermoLogic battery for long periods of time (in between seasons) we recommend that you fully charge the battery before storage.

PLEASE REVIEW YOUR WARRANTY. ANY MISUSE OF YOUR THERMOLOGIC GLOVE WILL VOID YOUR WARRANTY.

THERMOLOGIC 1 YEAR LIMITED WARRANTY

NTA Enterprises, Inc. ("NTA") warrants to the original retail purchaser that this ThermoLogic™ glove (the "Product") will be free of defects in materials and workmanship for a period of one (1) year from the date of initial purchase (the "Warranty Period"). NTA, at its option, will repair or replace the Product, or any part of the Product, that is defective during the warranty period. Replacements will be made with a new or remanufactured Product. If the Product is no longer available, NTA may replace the Product with a similar product of equal or greater value.

This **LIMITED WARRANTY** is the exclusive warranty for the Product and it is valid only during the Warranty Period to the original retail purchaser and is not transferable. Proof of purchase is required to obtain performance of this LIMITED WARRANTY. Proof of purchase may be provided to us with the original sales receipt for the product, through registration on NTA's web site thermologicgear.com or by returning the attached warranty card. Retailers and other resellers of the Product do not have authority to alter, modify, amend or otherwise change the terms of this warranty.

This **LIMITED WARRANTY** does **NOT** cover damage or wear resulting from negligent use or misuse of the Product, use with any battery not provided or approved by NTA for use with the Product, use contrary to the operating instructions of the Product, disassembly or repair or alteration by anyone other than NTA or its authorized agent.

NTA DISCLAIMS ALL OTHER WARRANTIES, EXPRESS OR IMPLIED, EXCEPT TO THE EXTENT PROHIBITED BY APPLICABLE LAW. IF REQUIRED AND PERMITTED BY LAW, ANY IMPLIED WARRANTY IS LIMITED IN DURATION TO ONE (1) YEAR FROM THE DATE OF INITIAL RETAIL PURCHASE. NTA SHALL NOT BE LIABLE FOR ANY INCIDENTAL OR CONSEQUENTIAL DAMAGES RESULTING FROM ANY ALLEGED BREACH OF WARRANTY. SOME STATES DO NOT ALLOW THE EXCLUSION OR LIMITATION OF CONSEQUENTIAL DAMAGES OR A LIMITATION ON THE DURATION OF AN IMPLIED WARRANTY, SO THE ABOVE LIMITATIONS MAY NOT APPLY TO YOU.

THIS WARRANTY GIVES YOU SPECIFIC LEGAL RIGHTS AND YOU MAY HAVE RIGHTS THAT VARY FROM STATE TO STATE.

SERVICE INSTRUCTIONS:

TO OBTAIN WARRANTY SERVICE:

Do not return the product to place of purchase for warranty service. If you have any problems, questions or to obtain instructions for returning the product to us for warranty service, contact us through our web site at thermologicgear.com or call us at 1-877-945-6837. We are here to help.

TROUBLESHOOTING: If the lights flash L, M, H this is a sign that the battery needs to be recharged. If this happens, recharge the battery.